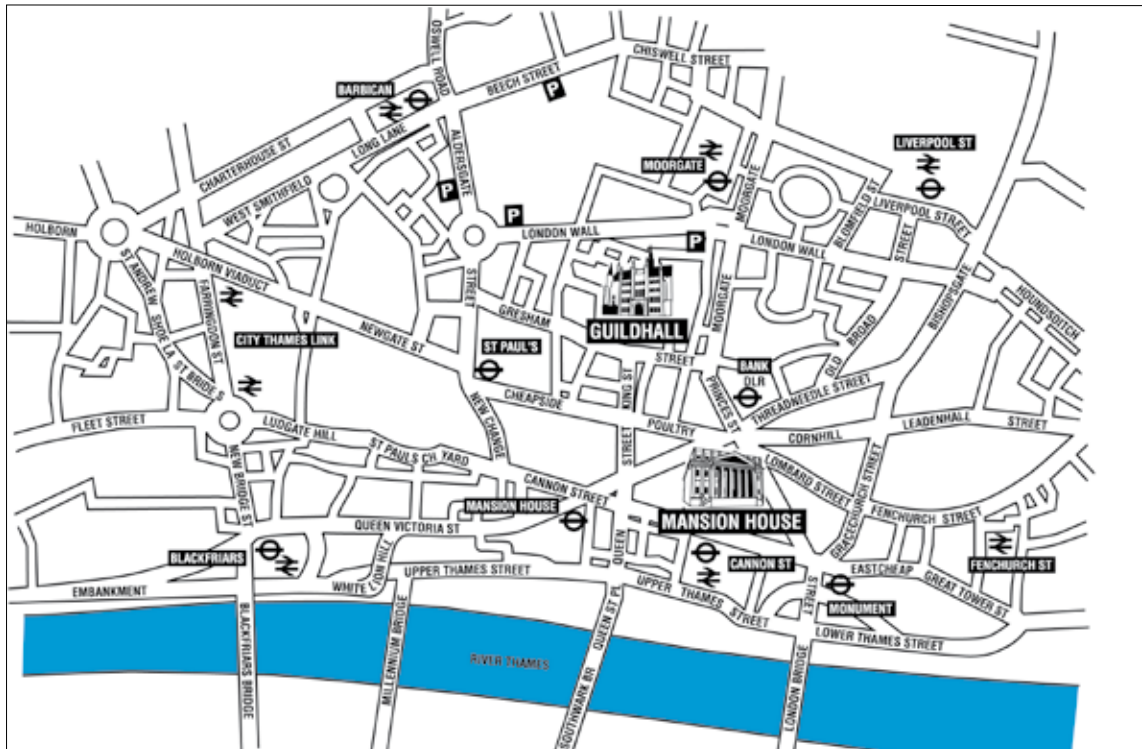


# How to get to Guildhall


Mailing address: City of London • PO Box 270 • Guildhall • London EC2P 2EJ  
 For deliveries and to find us: City of London • Guildhall • London EC2V 7HH  
 Tel: 020 7606 3030 • [www.cityoflondon.gov.uk](http://www.cityoflondon.gov.uk)

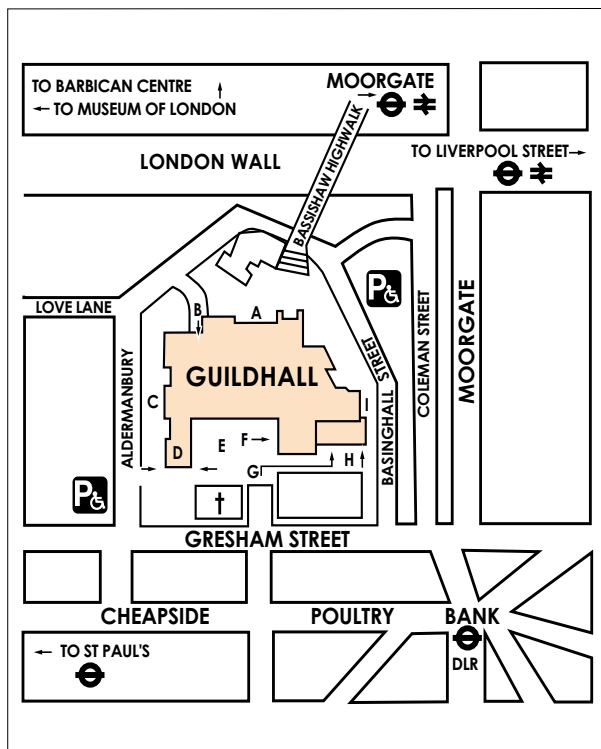


## Key

- A** North Wing entrance
- B** Vehicular goods delivery entrance
- C** Entrance to Guildhall Library and City Business Library
- D** West Wing entrance
- E** Guildhall Yard
- F** Guildhall Art Gallery
- G** 1 Guildhall Buildings (Guildhall Yard East)
- H** City Marketing Suite
- I** Basinghall Street entrance (for functions only)

Entrances A, C, E, F and G are level. Wheelchair accessible WC facilities are available and all public areas except the Crypt have inductions loops.

 Designated parking spaces are located in Aldermanbury, Basinghall, Gresham and Coleman Streets (locate these on our [interactive map](#) using Driving and Cycling tab). Maximum stay four hours Monday to Friday. There is no time limit on Saturday and Sunday. Other concessions apply, for more information please visit our [parking pages](#).



## BUS Nearest Routes

|             |     |    |     |         |
|-------------|-----|----|-----|---------|
| Bank        | 11  | 23 | 26  | 388     |
| Moorgate    | 21  | 43 | 76  | 133 141 |
| Cheapside   | 8   | 25 | 242 |         |
| London Wall | 100 |    |     |         |

## UNDERGROUND Nearest underground stations

|               |  |
|---------------|--|
| Moorgate      | Hammersmith and City, Metropolitan, Circle, and Northern |
| Bank          | Northern, Central, Waterloo and City, and DLR            |
| Mansion House | District, Circle   |
| St Paul's     | Central  |

## RAIL Nearest rail stations

|                  |                 |
|------------------|-----------------|
| Liverpool Street | Cannon Street   |
| Fenchurch Street | Moorgate        |
| Blackfriars      | City Thameslink |

## PARKING Public car parks are available at

|             |                |
|-------------|----------------|
| London Wall | 24 hours       |
| Barbican    | 8am - midnight |
| Aldersgate  | 24 hours       |